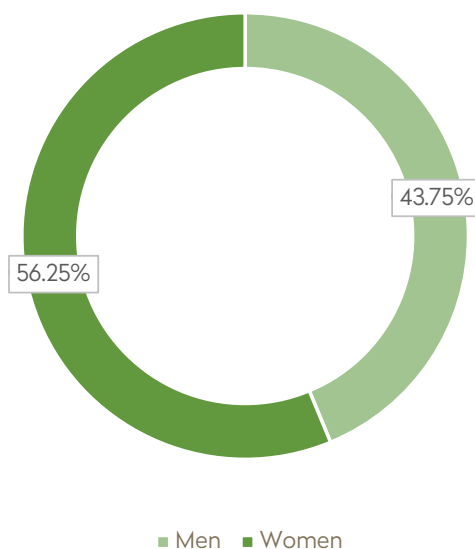


# White & Black 2023 Diversity Statistics

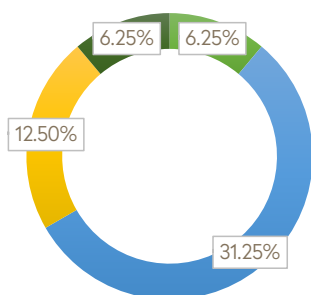
Gender	3
Age	4
Ethnicity	5
Religion or Belief	6
LGBTQ+	7
Gender identity different from registered sex at birth	8
Disability	9
Education – state/fee paying	10
Either parent attended university and gained a degree (e.g. BA/BSc or equivalent) by the time you were 18?	11
Occupation of the main household earner at the age of 14.	12
Are you a primary carer for a child or children under 18?	13
Do you look after or care for someone with long term physical or mental ill health caused by disability or age (not in a paid capacity)?	14

# Gender

WAB Population

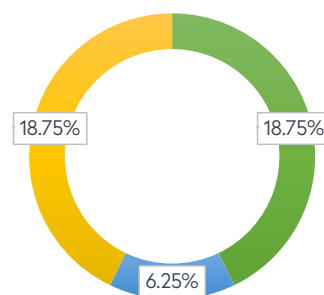


Women



■ Partner ■ Associate ■ Managerial Role ■ Business Services Role

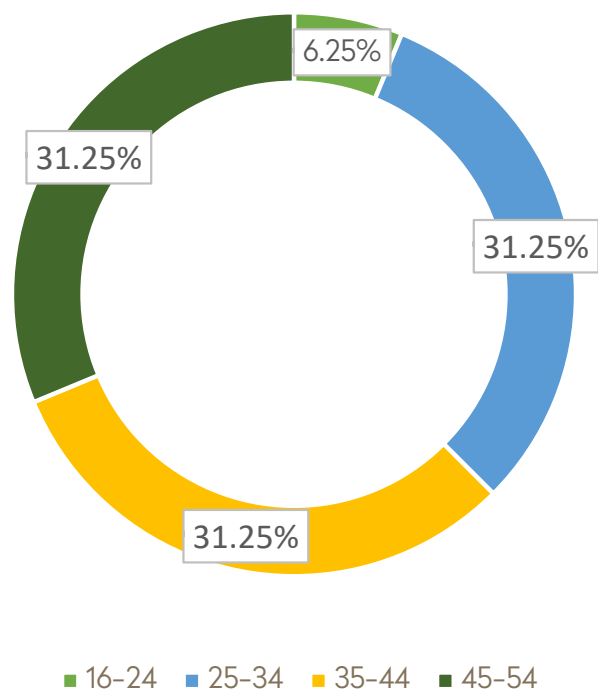
Men



■ Partner ■ Associate ■ Business Services Role

# Age

## WAB Population

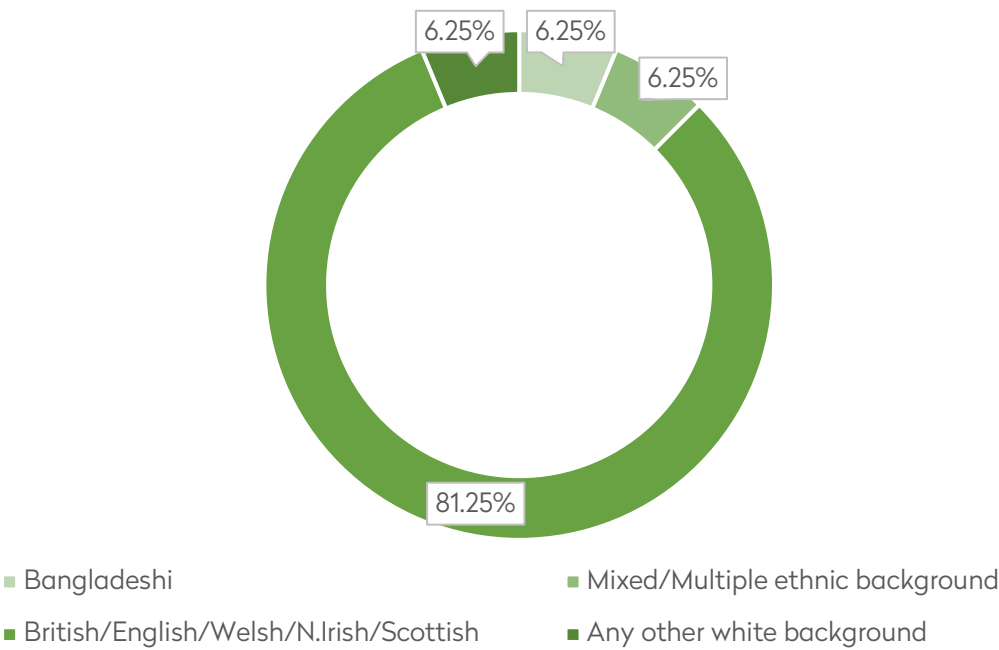


### Details by role category

Percentage	16-24	25-34	35-44	45-54
Partner	-	-	6.25%	18.75
Associate	-	18.75%	18.75%	-
Managerial Role	-	-	6.25%	6.25%
Business Services Role	6.25%	12.50%	-	6.25%

# Ethnicity

WAB Population

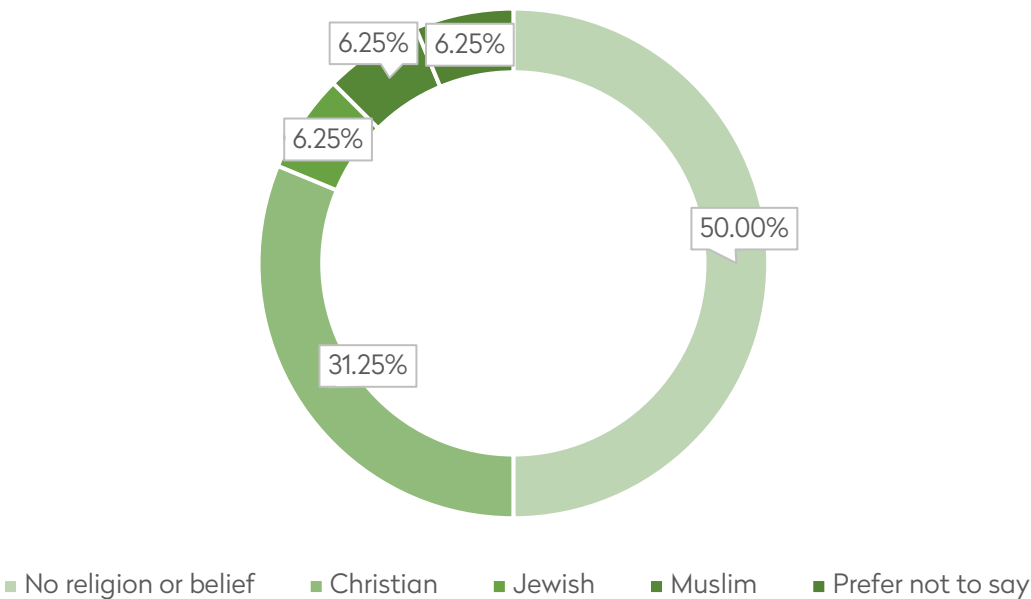


Details by role category

Percentage	Bangladeshi	Mixed/Multiple ethnic background	British/English/Welsh/N.Irish/Scottish	Any other white background
Partner	-	-	25.00%	-
Associate	-	6.25%	31.25%	-
Managerial Role	-	-	6.25%	6.25%
Business Services Role	6.25%	-	18.75%	-

# Religion or Belief

WAB Population

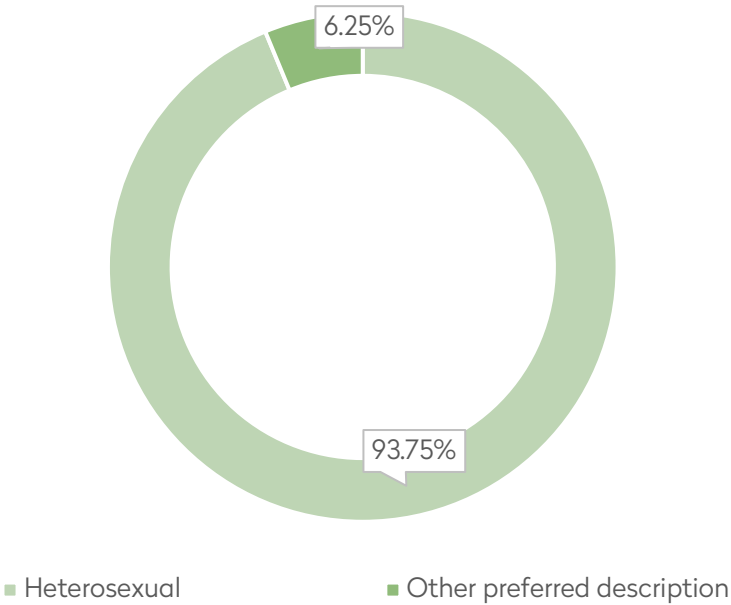


Details by role category

Percentage	No religion or belief	Christian	Jewish	Muslim	Prefer not to say
Partner	18.75%	6.25%	-	-	-
Associate	18.75%	6.25%	6.25%	-	6.25%
Managerial Role	6.25%	6.25%	-	-	-
Business Services Role	6.25%	12.50%	-	6.25%	-

# LGBTQ+

## WAB Population

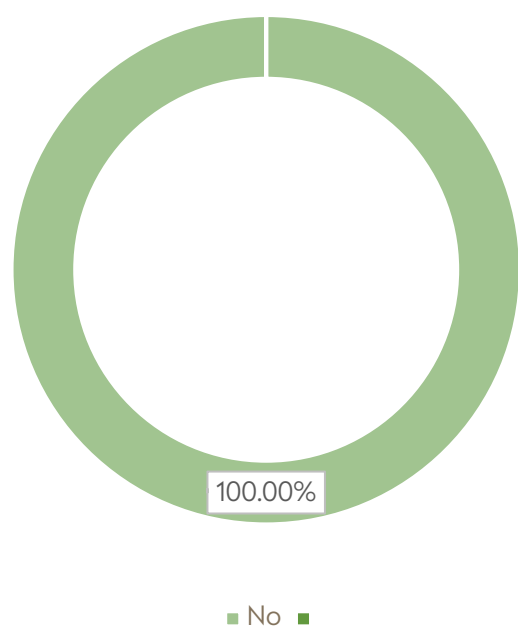


### Details by role category

Percentage	Partner	Associate	Managerial Role	Business Services Role
Heterosexual	25.00%	37.50%	12.50%	18.75%
Other preferred description	-	-	-	6.25%

# Gender identity different from registered sex at birth

WAB Population



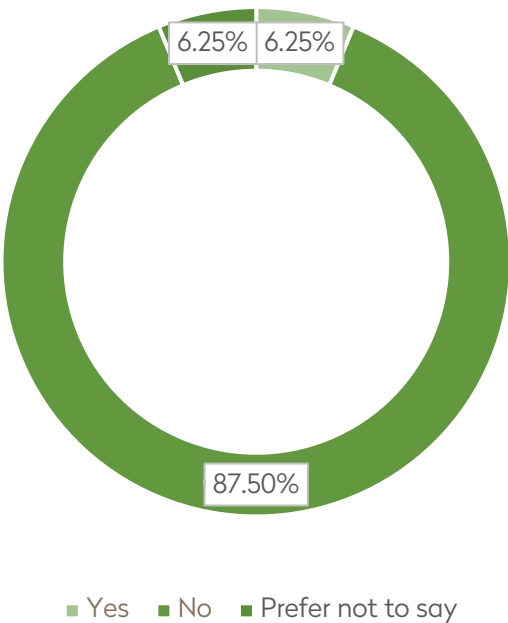
Details by role category

Percentage	Partner	Associate	Managerial Role	Business Services Role
No	25.00%	37.50%	12.50%	25.00%
Yes	-	-	-	-
Prefer not to say	-	-	-	-



# Disability

WAB Population

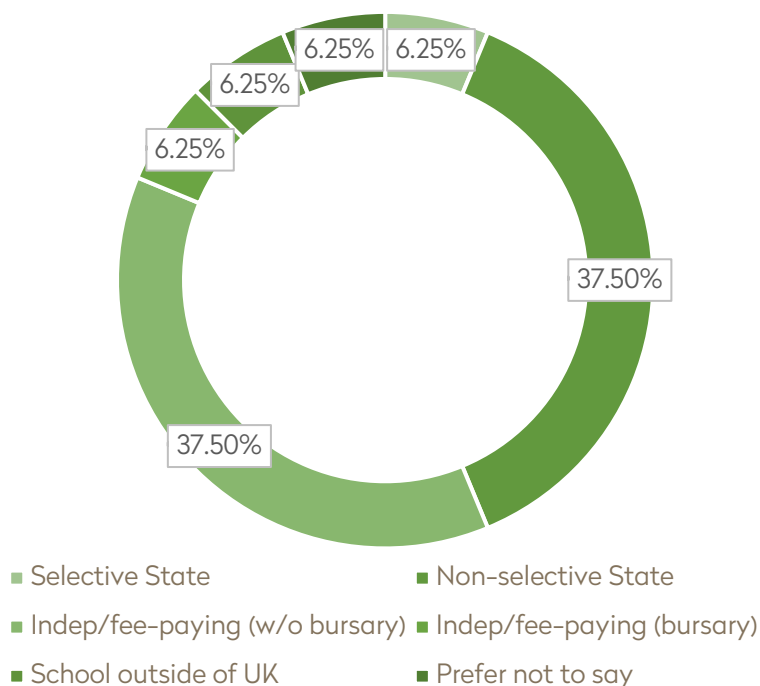


Details by role category

Percentage	Partner	Associate	Managerial Role	Business Services Role
No	18.75%	31.25%	12.50%	25.00%
Yes	6.25%	-	-	-
Prefer not to say	-	6.25%	-	-

# Education – state/fee paying

WAB Population

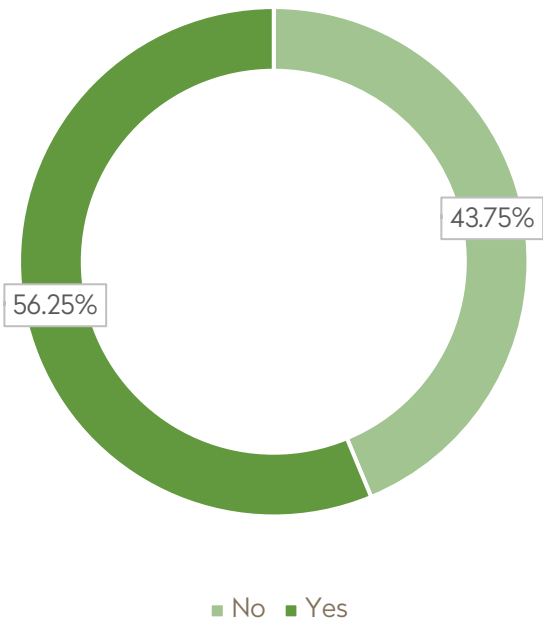


Details by role category

Percentage	Partner	Associate	Managerial Role	Business Services Role
Selective State	6.25%	-	-	-
Non-selective State	-	12.50%	6.25%	18.75%
Independent / fee-paying school (without bursary)	18.75%	18.75%	-	-
Independent / fee-paying school (bursary)	-	6.25%	-	-
Attended school outside the UK	-	-	6.25%	-
Prefer not to say	-	-	-	6.25%

# Did either of your parents attend university and gain a degree (e.g. BA/BSc or equivalent) by the time you were 18?

WAB Population

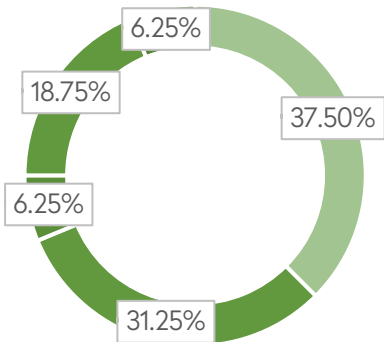


Details by role category

Percentage	Partner	Associate	Managerial Role	Business Services Role
No, neither parent attended university	12.50%	6.25%	12.50%	12.50%
Yes, 1 or both parents attended university	12.50%	31.25%	-	12.50%

# Occupation of the main household earner at the age of 14

## WAB Population



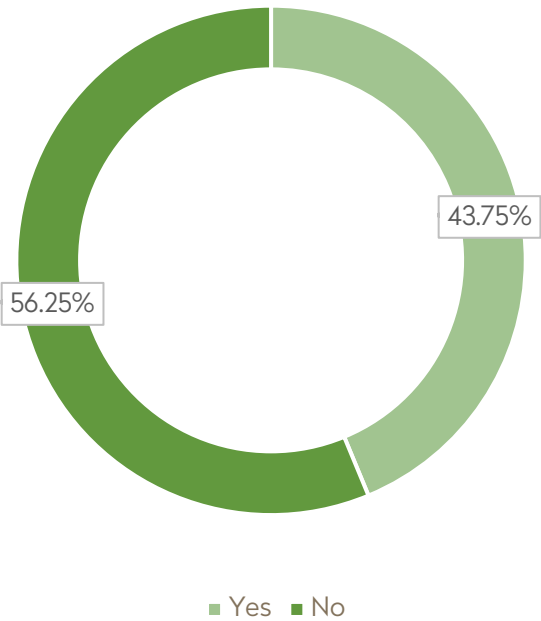
- Professional
- Senior, middle or junior managers or admin
- Routine, semi-routine manual and service operators
- Small business owners
- Other

### Details by role category

Percentage	Partner	Associate	Managerial Role	Business Services Role
Professional	6.25%	18.75%	-	12.50%
Senior, middle or junior managers or administrators	6.25%	12.50%	6.25%	6.25%
Routine, semi-routine manual and service operators	-	-	6.25%	-
Small business owners	6.25%	6.25%	-	6.25%
Other	6.25%	-	-	-

# Are you a primary carer for a child or children under 18?

WAB Population

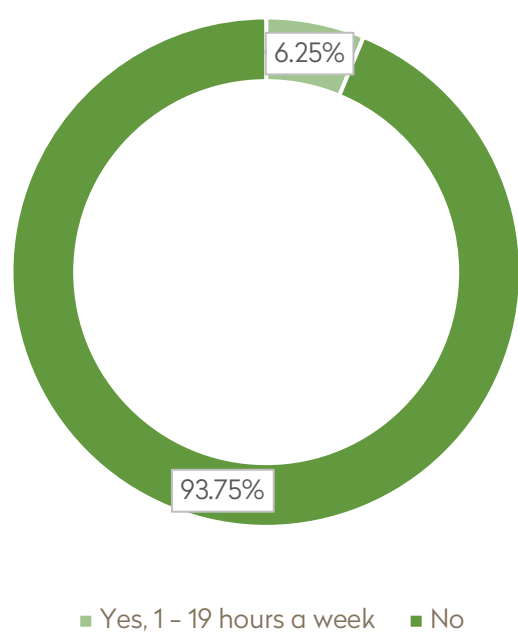


Details by role category

Percentage	Partner	Associate	Managerial Role	Business Services Role
No	6.25%	25.00%	6.25%	18.75%
Yes	18.75%	12.50%	6.25%	6.25%

# Do you look after or care for someone with long term physical or mental ill health caused by disability or age (not in a paid capacity)?

WAB Population



Details by role category

Percentage	Partner	Associate	Managerial Role	Business Services Role
No	25.00%	31.25%	12.50%	25.00%
Yes, 1 – 19 hours a week	-	6.25%	-	-



